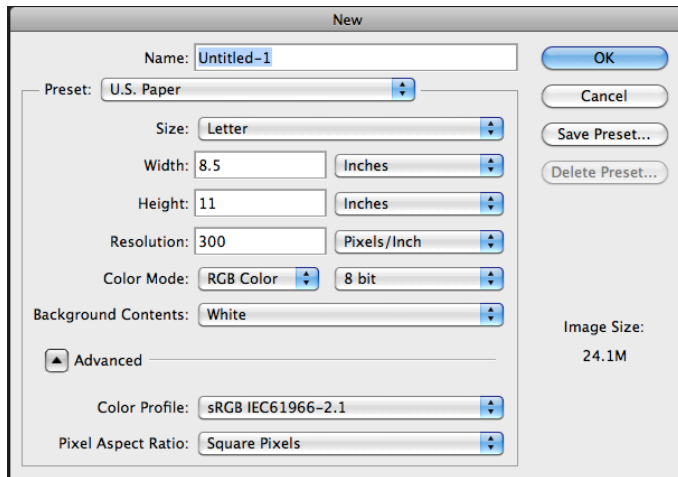



Beginning Photoshop Design

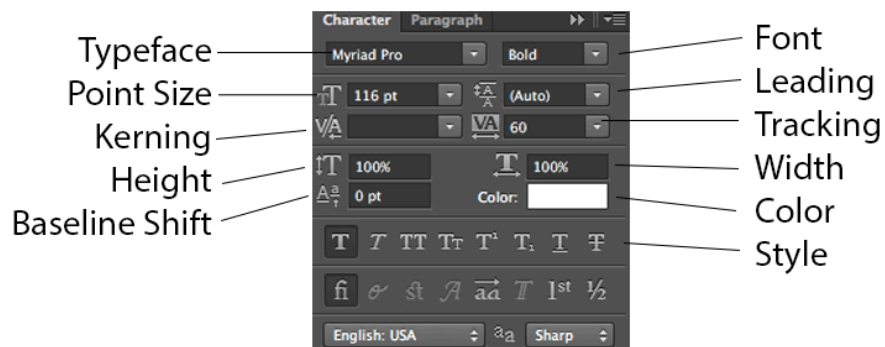
Open Adobe Creative Suite 6 > Photoshop
File > New > US Paper > Letter
DPI 150-300
RGB or CMYK color space



Choose Type tool (T) 

You may start typing on the document or click-and-drag to create a text box.

Open Character Palette: Window > Character to see options



To relocate type layer, or to work on other elements, you must exit the type tool by choosing the select tool (the first tool on the top left of the tools palette)

